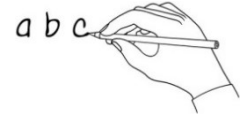




School timetable - ANSWERS

1. What's the word?

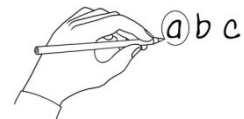


Write the word under the pictures.

English	maths	science	history	IT
geography	music	PE	drama	art

science	English	IT	art	music
PE	drama	maths	geography	history

2. Read and circle!

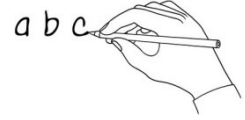


Children read the school timetable and circle the examples of the top tips.

School timetable		Name: Kim				
	Monday	Tuesday	Wednesday	Thursday	Friday	
9.00 - 10.30	English	maths	history	English	science	
Break						
11.00 - 12.30	maths	IT	science	maths	English	
Lunch time						
1.30 - 3.00	geography	music	PE	drama	art	
After school	football		piano		swimming	

Top tips for writing school timetables!

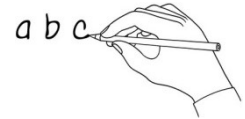
1. Use capital letters for the days of the week.
2. Use capital letters for languages (e.g. English).
3. Use capital letters for abbreviations (e.g. PE).



3. Fill it in!

Write the days in the sentences.

- She's got history, science and PE on Wednesday.
- She's got English, maths and geography on Monday.
- She's got swimming after school on Friday.
- She's got English, maths and drama on Thursday.
- She's got maths, IT and music on Tuesday.
- She's got piano after school on Wednesday.



4. Practise writing!

Children write a school timetable. They write the times on the left and the days at the top, then write the subjects in the spaces under each day. They should use the example school timetable as a model for their own. When they have finished they can check to see if they have followed all the top tips.